


# Redwood Discovery

## A Quest at Muir Woods



Name: \_\_\_\_\_

Date: \_\_\_\_\_

**W**elcome to Muir Woods National Monument today!  
A place for all tree lovers to walk and to play.  
Discover the redwood forest through this fun Quest.  
At the end of your journey hides a small treasure chest.

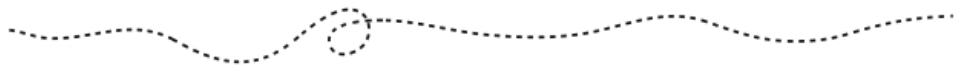
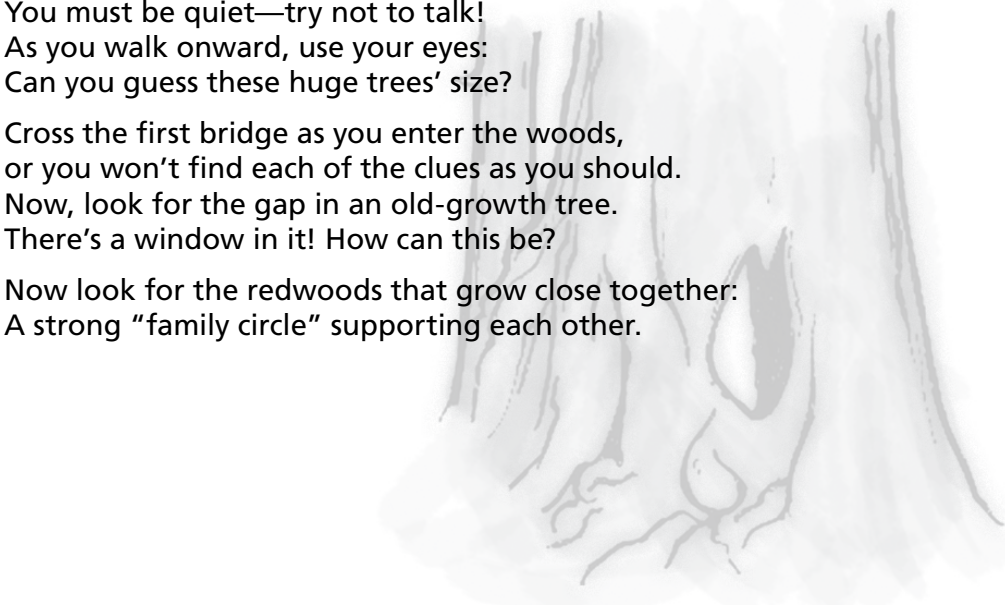
Follow the rhyme and write down each clue.  
Along this journey many things will surprise you.  
As you approach the park's entrance arch,  
Think about what you might see on your march.

Start beneath the Muir Woods sign  
Look up to your right: What do you find?  
A tall and ancient redwood tree  
Waiting to speak to you and to me.

Now stride forward on the boardwalk.  
You must be quiet—try not to talk!  
As you walk onward, use your eyes:  
Can you guess these huge trees' size?


Cross the first bridge as you enter the woods,  
or you won't find each of the clues as you should.  
Now, look for the gap in an old-growth tree.  
There's a window in it! How can this be?

Now look for the redwoods that grow close together:  
A strong "family circle" supporting each other.



## 1st Letter of Clue

"Spirit of the Forest" sign  
3rd line, 4th word, 1st letter




To the right of the sign, on the fence place your hand.  
Eleven posts forward at a fallen log you'll land.  
Stand with your back against this tree—listen closely!  
Quietly tell someone what you hear mostly.

The rock ahead is hard and cold.  
Move forward, a new environment will unfold.  
Cross a small bridge and continue up trail.  
Be on the lookout for deer with black tail!



When the creek starts to babble stop and look to your right  
For the blackened redwood tree struck by lightning one night.  
Step through the arch of bay laurel trees  
Into a clearing of life and light you'll be.  
Take time to explore plants in the ground.  
How many types of life can be found?

Sun-kissed you are now, but that was not always so.  
Here, a giant bay laurel tree did grow.  
As it stretched for the sun, over it blew,  
Opening a gap so light could shine through.  
New life now blankets what once was bare ground.  
Without all that light none would be found.  
Now from the leaves small critters do peek,  
Like squirrels and chipmunks, with nuts in their cheek.




On from the gap where open sky can be seen,  
Head down the path into the shade and the green.  
As you head 'round the curve on your right you will see,  
A solitary redwood—it has grown from a seed.

---


## 2nd Letter of Clue

“Sunlight and Shade” sign  
15th line, 4th word, 4th letter



Continue your quest to the Bicentennial Tree  
That has witnessed more than 200 years of history.  
A few steps beyond much older trees grow.  
Behold! You have entered Bohemian Grove.


Go stand inside of the big hollow tree  
And imagine what it is like to be  
Strong and protected by a thick coat of bark  
So fires don't kill, but leave only black marks.



---

## 3rd Letter of Clue

“Bohemian Grove” sign  
5th line, 3rd word, 3rd letter




---

Black scars on the trees are evidence of fire.  
The burns long ago helped the forest grow higher  
By enriching the soil and clearing the way,  
For new seeds to grow into trees one day.

Please stay on the path and do your share  
To show these trees how much you care.

Up the trail on the left you'll see a log with a hole.  
Climb inside if you dare! Then on to the goal.  
Don't cross at Bridge 2 and ignore Hillside Trail,  
Just continue straight forward and you cannot fail.



Over the creek you'll see a fallen bay tree  
In just twenty more steps there's something to see!  
High up on one trunk, down low on another:  
These are two spots with burls to discover.


Burls are on trunks and also on roots.  
They sprout to make new branches or shoots.  
The old tree clones itself to make a new tree,  
Many trees grown this way forms a circle family.

Continue onward from here—I hope you don't mind.  
Practice your math—count the tree-caves you find.  
Cross over Bridge 3, find the number 7 that's near.  
Tiptoe towards it...shhh...listen...what do you hear?

Softly step down the leftward path and look,  
Be patient—you'll soon find a redwood nook.  
Stand between this pair of ancient trees:  
Listen to the creek and smell the breeze.


Out of your nook now, please turn left, don't go back.  
Turn right at the fork, walk 'til you reach a large plaque.

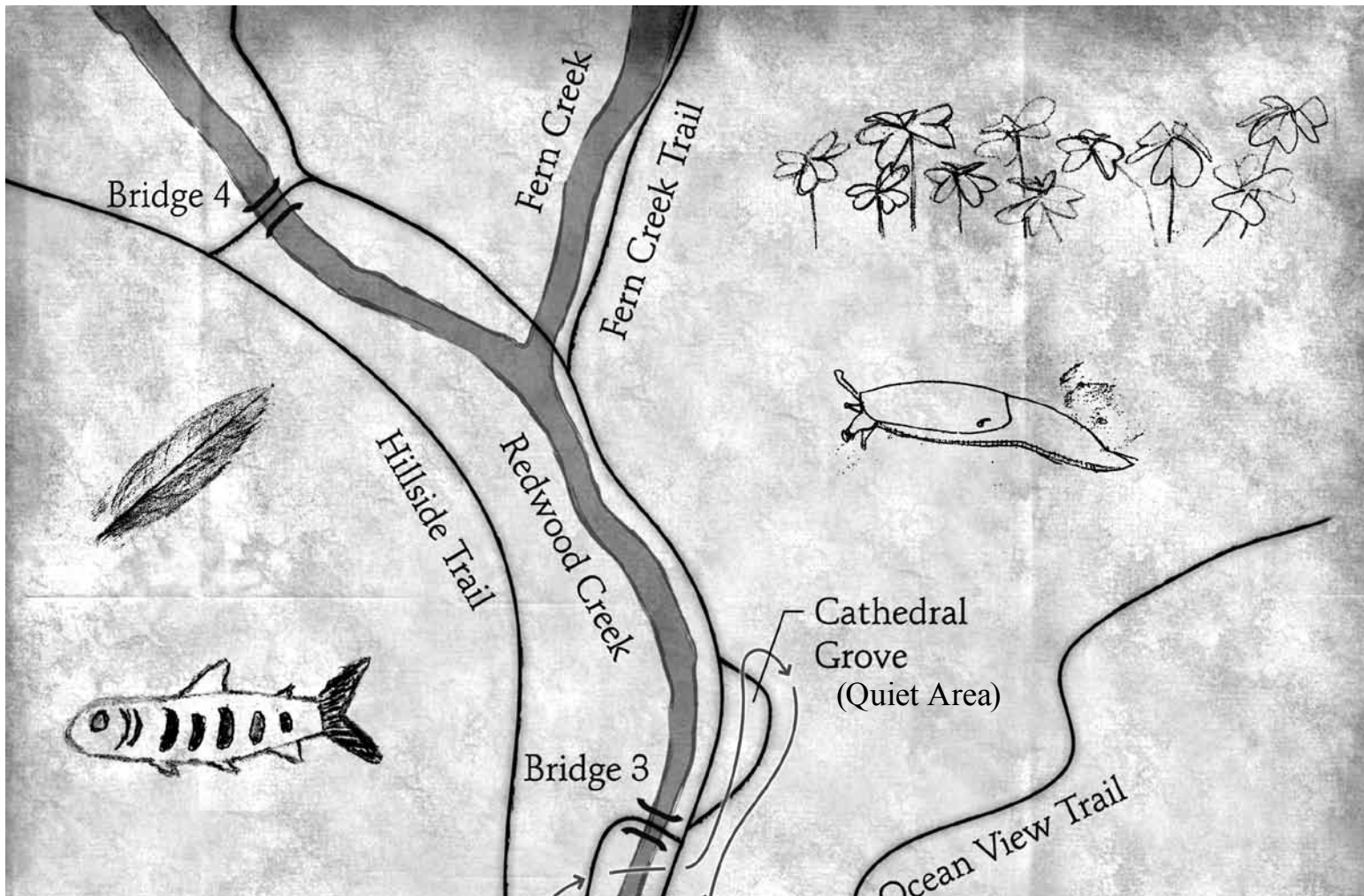
The peace of this forest has helped others too,  
It inspired world leaders to decide what to do.  
World War II had just ended, the world wanted peace.  
For inspiration and healing they looked to these trees.



## 4th Letter of Clue

Brass Plaque  
2nd line, 4th word, 4th letter





Bridge 4

Fern Creek

Fern Creek Trail

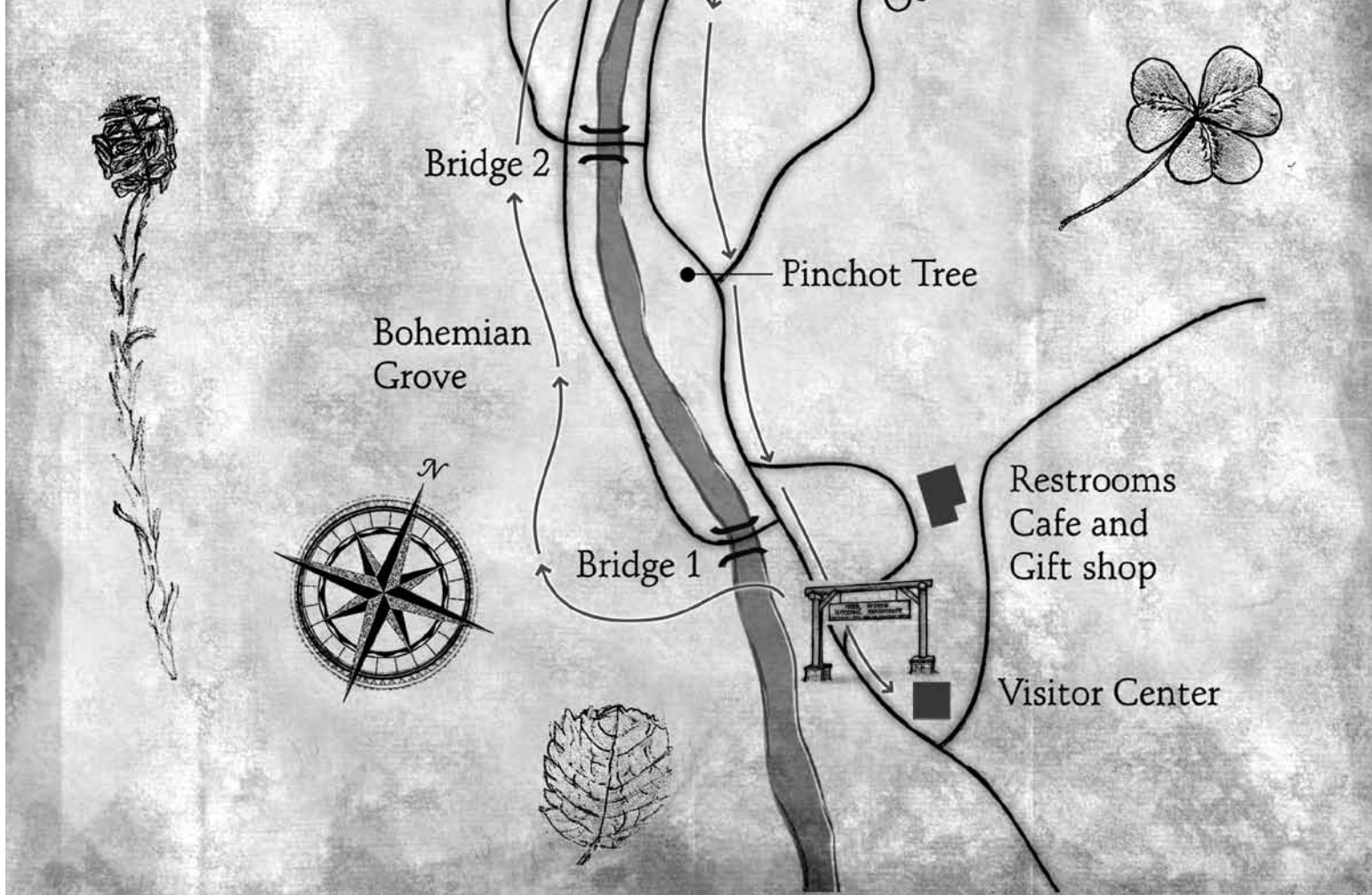
Hillside Trail

Redwood Creek

Bridge 3

Cathedral Grove  
(Quiet Area)

Ocean View Trail



Bridge 2

Pinchot Tree

Bohemian Grove

Bridge 1

Restrooms  
Cafe and  
Gift shop

Visitor Center

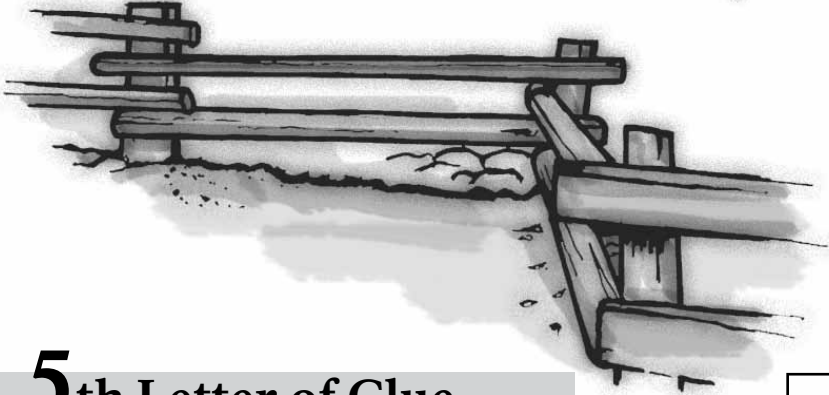
It's time to turn back now, but don't cross at Bridge 3.  
Instead, follow the signs numbered 6 down to 3.

Turn your back to the bench, across the creek you will see  
A moss-covered snag, which is a standing dead tree.  
Go on down the path to the signpost marked 2.  
On your right, Redwood Creek should be in clear view.

People don't swim in these deep pools of water,  
But you could see some fish here, or even an  
You're almost there! Start at the signpost marked 6.  
Count 18 fence posts—where are we taking you?


Stand on the bridge—it's water you seek.  
Many creatures make their home in this creek.  
Rainwater flows here from Mount Tamalpais.  
In winter, fish from the ocean swim up right.

Are you lucky? Do you see any fish?  
Salmon and trout go splish, splash, splish.  
Some think coins in the water brings wishes,  
But coins are a poison to a family of fishes.  
Instead, close your eyes and make a fish face,  
And wish for a bright future for this beautiful place.



## 5th Letter of Clue

“Who Lives Here?” sign  
4th line, 11th word, 2nd letter



Return to the path to the left and turn right.  
You'll soon reach a small hill where gray rock is in sight.  
Graywacke (GRAY-whack-ee) is the name of the stone.  
It's where redwoods' roots love to make their home.



Walk past a redwood that's split,  
Find a tree with a plaque in front of it.



Now just you wait. I have much to say.  
Do you know why we have Muir Woods today?  
It began as a place where a child came to play.

After much time in nature was spent,  
This young child grew into the man, William Kent.  
He moved to the East Coast to learn and to roam,  
Until he and wife Elizabeth returned home.

Can you imagine what a startling fright?  
To return to pollution, stumps, and blight?  
What before was lively and wonder-filled  
Was quickly being felled and stumped and milled.

The Kents realized they should help if they could,  
So they pooled all their money and bought up this wood.  
Soon after their purchase San Francisco lay in ruin  
And a lawsuit threatened to undo their good doin'.


Much lumber was needed after the 1906 earthquake.  
And developers saw there was money to make,  
So they took both of the Kents to court for their land,  
But the Kents couldn't let anyone cut something so grand.

"To save this last forest we'll need help!" exclaimed Kent.  
And so to President Theodore Roosevelt he went.  
In a letter Kent wrote, "I will donate this land,  
If Uncle Sam helps out by lending a hand."

"Bully idea!" said Roosevelt, "We'll name it for you."  
"Better yet", replied Kent, "here's what we should do:  
Name it for a hero of mine and a friend of yours too.  
Let's name it for John Muir—yes, Muir Woods will do."

# 6th Letter of Clue

“Saving Muir Woods” sign  
8th line, 5th word, 2nd letter



On the same sign another clue has been hidden.  
Look to the timeline below to find where it is written.

## Combination to Treasure Box:

In what year did President Theodore  
Roosevelt proclaim this forest to be  
Muir Woods National Monument?




Continue down between redwoods and rails  
On the last stretch of this wonderful trail.  
Past both old-growth and new trees,  
Rotten logs and redwood seeds.


Soon you'll hear all the other tree lovers  
And their fathers, mothers, sisters and brothers.  
Say final farewells to the ancient ones.  
Head out through the archway, your task is near done.

Just past the arch, look high, low, left, right:  
A treasure box is hidden somewhere just out of sight.  
The clue you've found will reveal the box.  
Use the numbers you found to open its locks.


**The Treasure Box is hidden behind the:  
National Park Service**



1



2




3



4



5



6

Use this page to draw a picture or write a story  
about the forest.

National Park Service  
U. S. Department of the Interior



Learn to design your own Quest activity by visiting  
[www.poeticsofplace.org/quests.htm](http://www.poeticsofplace.org/quests.htm)

For information on educational programs in the  
Golden Gate National Recreation Area visit:  
[www.nps.gov/goga/forteachers](http://www.nps.gov/goga/forteachers).

Learn more about your national parks from home.  
**Be a Web Ranger!**  
[www.nps.gov/muwo/webrangers](http://www.nps.gov/muwo/webrangers)



This program was made possible through a generous  
education grant from Save the Redwoods League.  
[www.savetheredwoods.org](http://www.savetheredwoods.org)

Free redwood educational materials available through  
Save The Redwoods League at:  
[www.savetheredwoods.org/education/resources.shtml](http://www.savetheredwoods.org/education/resources.shtml)